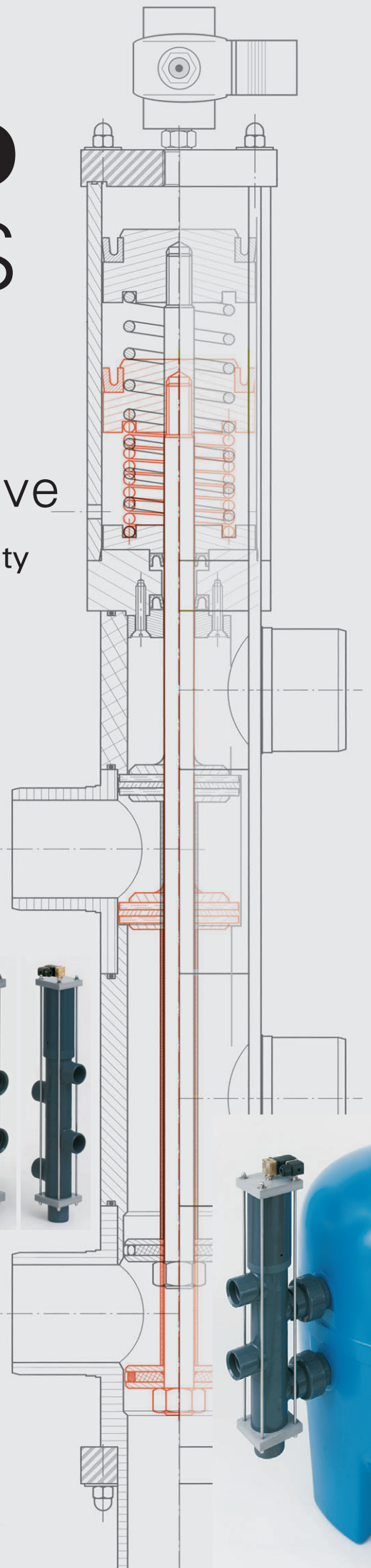



besgo VALVES

Automatic backwash valve

- Outstanding reliability
- Low pressure drop
- Switch-over without stopping the pump



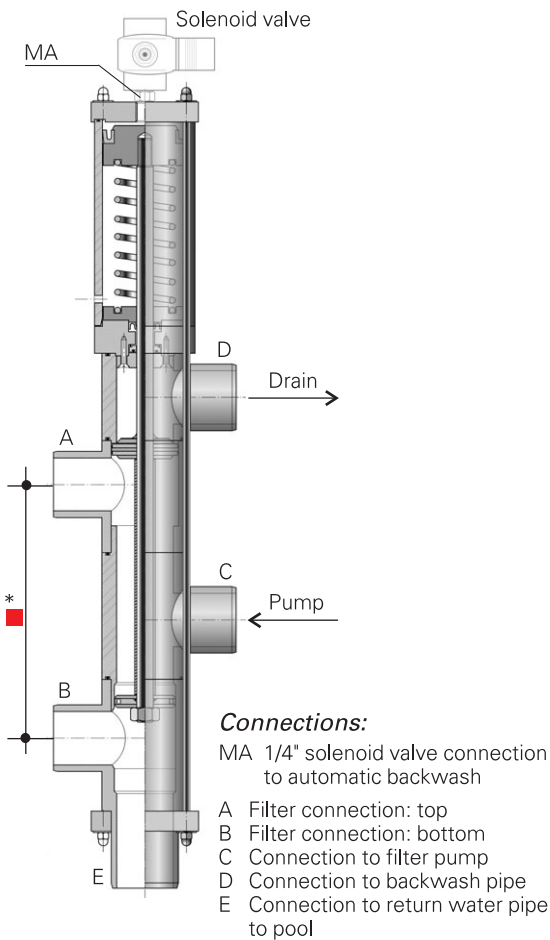
besgo VALVES

Automatic backwash systems

besgo-VALVES are pneumatic valves. They can be operated with water or air pressure. The operating pressure should lie between 3.5 - 6.0 bar. Sizes DN40/d50 to DN125/d140.

Advantages:

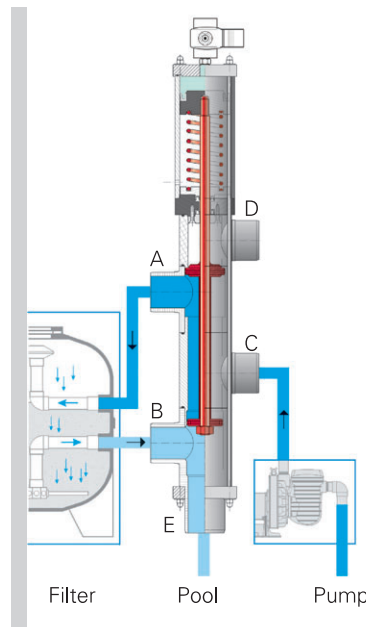
- Outstanding reliability
The automatic backwash valve opens by means of water pressure and closes under pressure from a spring. In the eventuality of electrical failure the Besgo valve returns automatically to the «Filter» position. Unintentional draining of the pool is not possible
- Switching over from «Filter» to «Backwash» does not require the filter pump to be stopped.
- Low pressure drop
This results in a high velocity backwash which is particularly important for an almost pressure-free backwash.



■ *besgo-standard dimensions for all customary types of filter

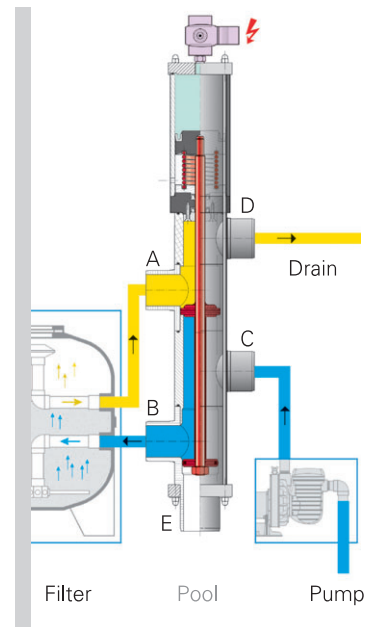
FILTRATION

Solenoid valve closed



BACKWASHING

Solenoid valve open



Technical Information

Material

Body: PVC-U

Inner parts: stainless steel V4A

Seals: Viton/Teflon

Actuation

Closing when not under pressure
spring-activated

Actuating pressure

3 to 5 bar mains water or compressed air

Operating pressure

max. 3.5 bar

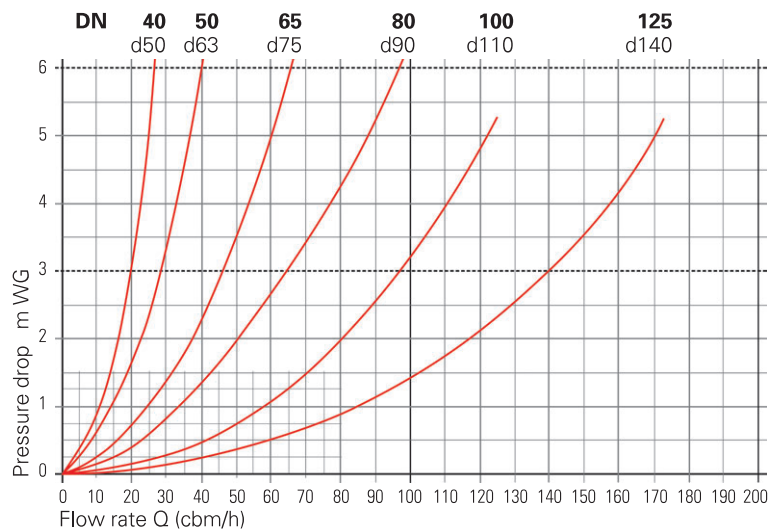
Solenoid valve

The solenoid valve serves to control the hydraulic drive system and can be connected to any customary control system.

Closed when electric power off.

Electrical connection: 230 V/50 Hz

Low pressure drop automatic backwash systems



besgo-VALVES
EASY – SAFE

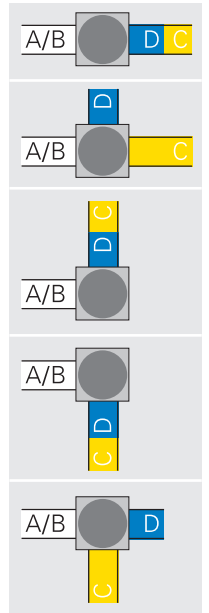
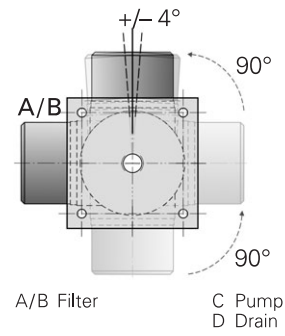


Changing the direction of connections C and D

If the pipe work is not parallel to the unit, the connection unions **C** and **D** can be rotated through 90 degrees. Additionally a fine adjustment of $\pm 4^\circ$ is possible. This guarantees an installation free from any tension.

Advantage:

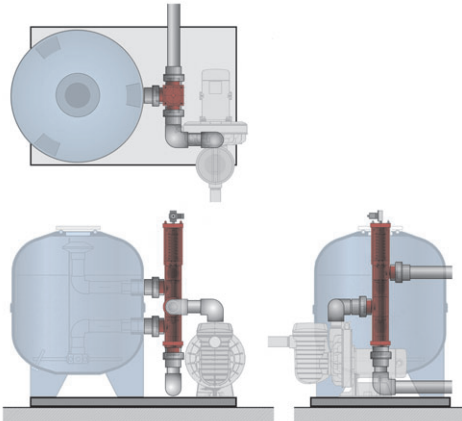
It is possible to adjust the connections on the unit at any time.



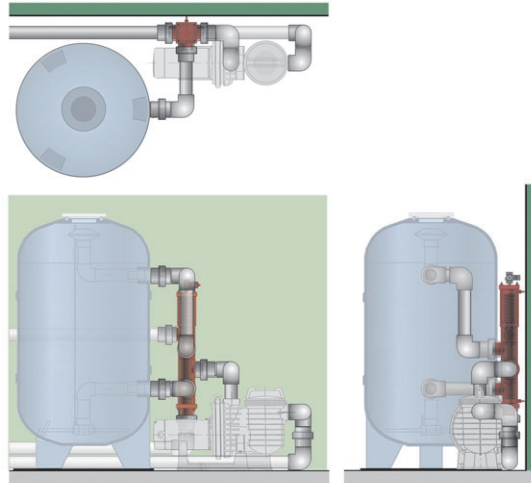
Installation

All connections to the automatic backwash system can be glued outside (slip connections). The connections leading to the automatic backwash valve should be made using threaded connections or flanges (breakable couplings) and must be installed free from any tension.

besgo valves (DN65 to DN125) should be attached to the wall on site using pipe clamps.



Fitting to the filter for DN40 / DN50 / DN65



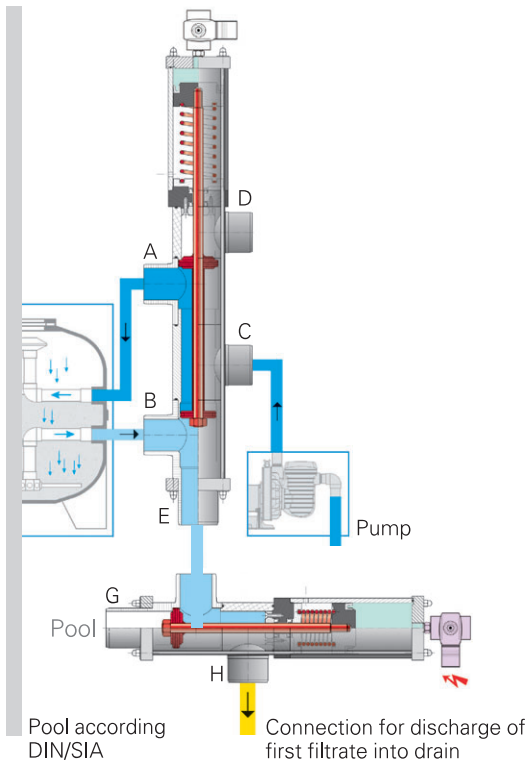
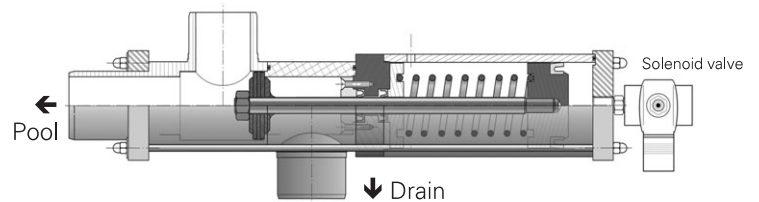
Mounting besgo on the Wall



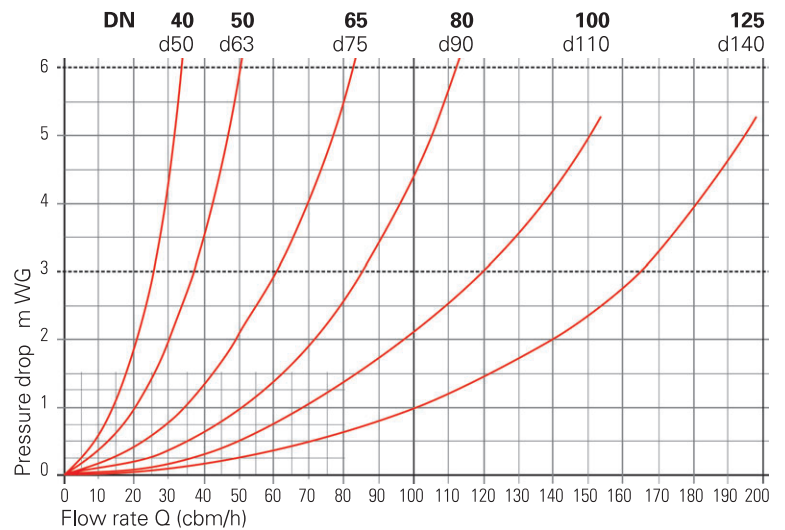
besgo 3-way-valves

RINSING

Solenoid valve of main besgo closed
Solenoid of 3-way besgo open



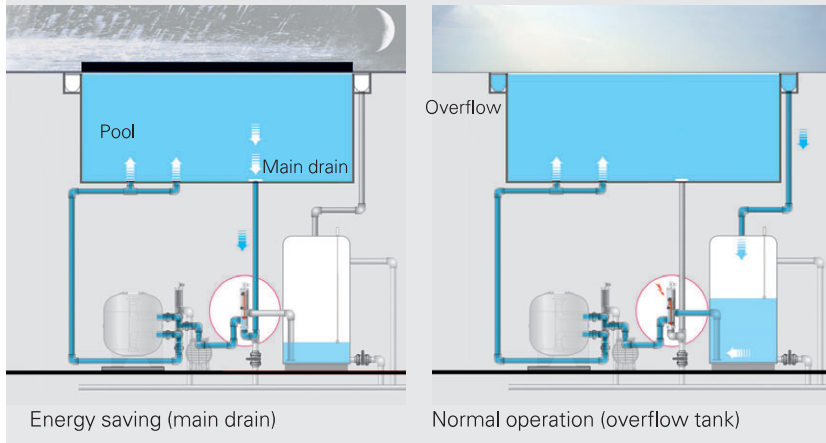
Low pressure drop 3-way valves



Save energy and money with the **besgo** 3-way valve




■ For automatic switch over
Energy saving → Normal operation




Further applications with **besgo** 3-way valves

■ With two 3-way valves, for automatic switchover – swimming pool – whirlpool



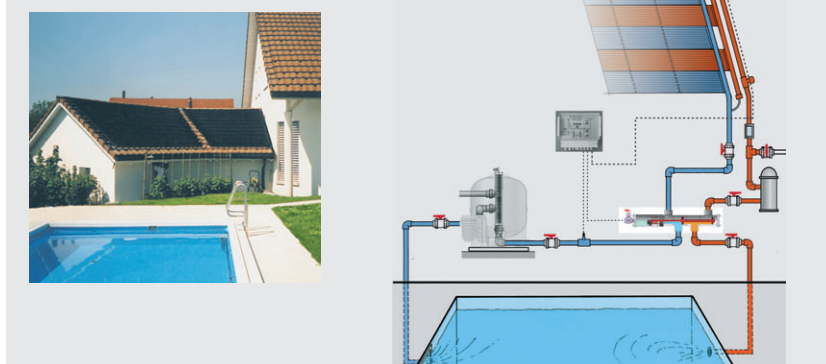
■ With 3-way valve for automatic switchover of two water attractions



For all sand filters – **besgo**-VALVES



With 4-way valve, for automatic switchover – swimming pool – solar heating system



Your specialist dealer:

For further information: www.besgo.ch

besgo-VALVES, a swiss quality product to aqua solar ag