
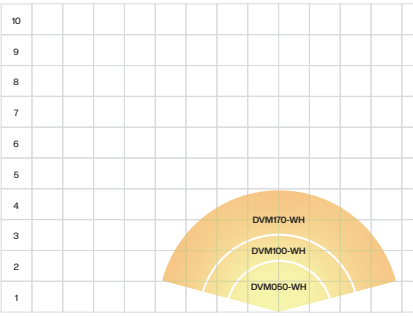
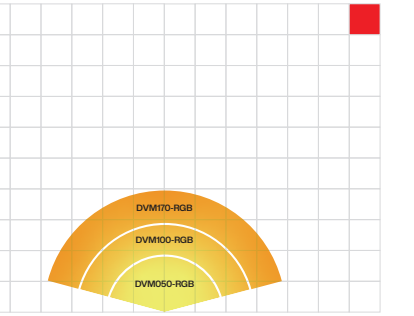

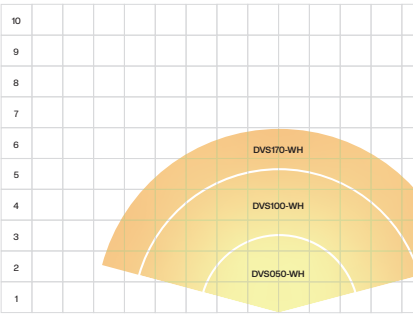
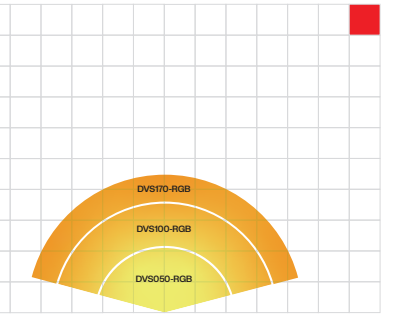

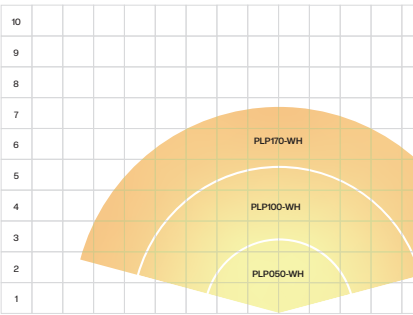
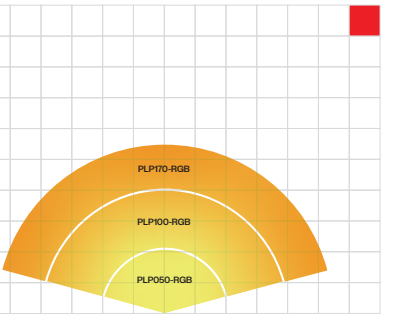

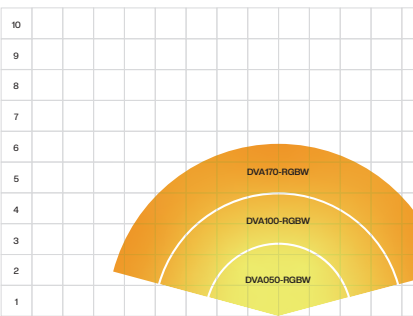


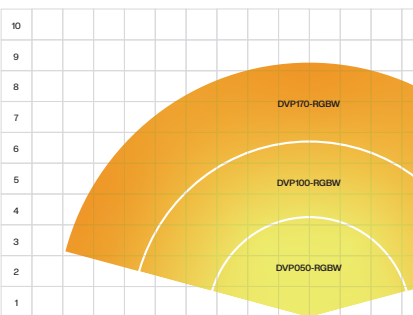



# WHICH LAMP TYPE FITS YOUR POOL BEST?

LAMP TYPE:	POOL ILLUMINATION AREA (m <sup>2</sup> ):		PREFERRED DURALINK:
<p><b>D34-121110</b></p>  <p><b>DVM</b> VISION Spectra</p> <p>WH RGB</p>		 <p>1m<sup>2</sup></p>	<p>LINK Driver</p>
<p><b>D34-121070</b></p>  <p><b>DVS</b> VISION Spectra</p> <p>WH RGB</p>		 <p>1m<sup>2</sup></p>	
<p><b>D34-121010</b></p>  <p><b>PLP</b> VISION Adagio Pro</p> <p>WH RGB</p>		 <p>1m<sup>2</sup></p>	
<p><b>D34-121095</b></p>  <p><b>DVA</b> VISION Allegro</p> <p>RGBW</p>		 <p>1m<sup>2</sup></p>	<p>LINK Controller</p>
<p><b>D34-121044</b></p>  <p><b>DVP</b> VISION Pro</p> <p>RGBW</p>		 <p>1m<sup>2</sup></p>	